


Art at Glasshoughton Infant Academy

Nursery

Jackson Pollock
Kandinsky
Andy Warhol



- I can draw a detailed drawing using straight and curved lines that represent shapes and objects.




- I can hold mark making tools with increasing control
- I can draw straight and curved lines.
- I can talk about feelings and emotions

- I can talk about my ideas
- I can hold pencils, crayons, chalks, pens, paintbrushes with some control
- I can give meaning to the marks that I make

Spring term



Autumn term




Summer term



- I can hold a pencil using a tripod grip when drawing.
- I can name the primary and secondary colours; red, blue, yellow, green, orange, purple.
- I can select the correct two primary colours to mix to create a secondary colour.

Reception

Frida Kahlo
Vincent Van Gogh
Matisse
Archimboldo



Autumn term

- I can select the appropriate paintbrush (thickness and bristle shape) to create my desired effect.
- I can paint familiar objects to create a piece of artwork.
- I can use materials, such as paper, card to collage by sticking to a surface (paper).
- I can begin to make suggestions to how to improve my own artwork.

- I can use clay tools safely.
- I can select the correct clay tools that I need.
- I can smudge and blend effectively when creating artwork.

Spring term



Year 1

- Monet
- Walt Disney
- Barbara Hepworth
- Henry Moore
- Lowery
- O'Keefe



Summer term



Autumn term

- I can name primary and secondary colours.
- I can create a repeating pattern in paint.
- I can use pencils to create lines of different thickness in drawings.
- I can use pencils to create animation illustrations.
- I can print using paint.
- I can make a colour lighter/darker by adding white/black paint.

- I can show how people feel in paintings and drawings.
- I can create moods in art work.
- I can use oil pastels to create artwork.
- I can use oil pastels carefully, avoiding unwanted smudging.
- I can use IT to create a picture.

Spring term

- I can explore the texture of clay.
- I can mould and manipulate clay.
- I can cut, roll, carve and coil materials.
- I can use clay resources effectively.

Summer term



Year 2

Bethan Woolvin
Charles Burns
Hokusai
Tinga Tinga


Autumn term



Spring term

- I can make colours lighter and darker by using white and black paint, creating tints and tones.
- I can create texture through layering of paint.
- I can use different effects within an IT paint package.
- I can evaluate my own art work.

- I can mix primary colours to make secondary and use a colour chart to develop vocabulary.
- I can choose and use 3 different grades of pencil when drawing.
- I can use charcoal, pencil and pastel.
- I can use the techniques scumbling, stippling and cross-hatching to create different effects.



Summer term

- I can use ink/paint to print patterns onto fabric.
- I can print by using rolling, stamping, pressing and rubbing.
- I can create tints and tones, and use the vocabulary of primary and secondary colours.
- I can mould, manipulate and join clay.
- I can justify my choices when questioned about techniques and tools I have used.
- I can evaluate a piece of art and respond by making it even better.

