







Handwriting progression and letter formation

Listed below are the sounds in the order they are taught. The air-write phrase relates to the picture and acts as an aid in helping the children to write the sound.

Sound	Sound with picture	Air-write phrase
c		Curl around the caterpillar
a		Round the apple, down the leaf
o		All around the orange
d		Round his back, up his tall neck and down to his feet
g		Round her face, down her hair and give her a curl
q		Round her head, up past her earrings and down her hair

e



Lift off the top and scoop out the egg

s



Slither down the snake

l



Down the long leg

i



Down the body, dot for the head

t



Down the tower, across the tower

u



Down and under the umbrella, up to the top and down to the puddle

r



Down his body, then up and curl over his back

b



Down the laces to the heel, round the toe

n



Down Nobby and over his net

h



Down the head to the hooves and over his back

m



Down Maisie, mountain, mountain

k



Down the kangaroo's body, tail and leg

p



Down the plait and over the pirates face

v



Down a wing, up a wing

w



Down, up, down, up

x



Down the arm and leg and repeat the other side

z



Zig-zag-zig

f



Down the stem and across the leaves

j



Down his body, curl and dot

y



Down a horn, up a horn and under his head